



SHIRE VERANDAS

Enhance Your Home



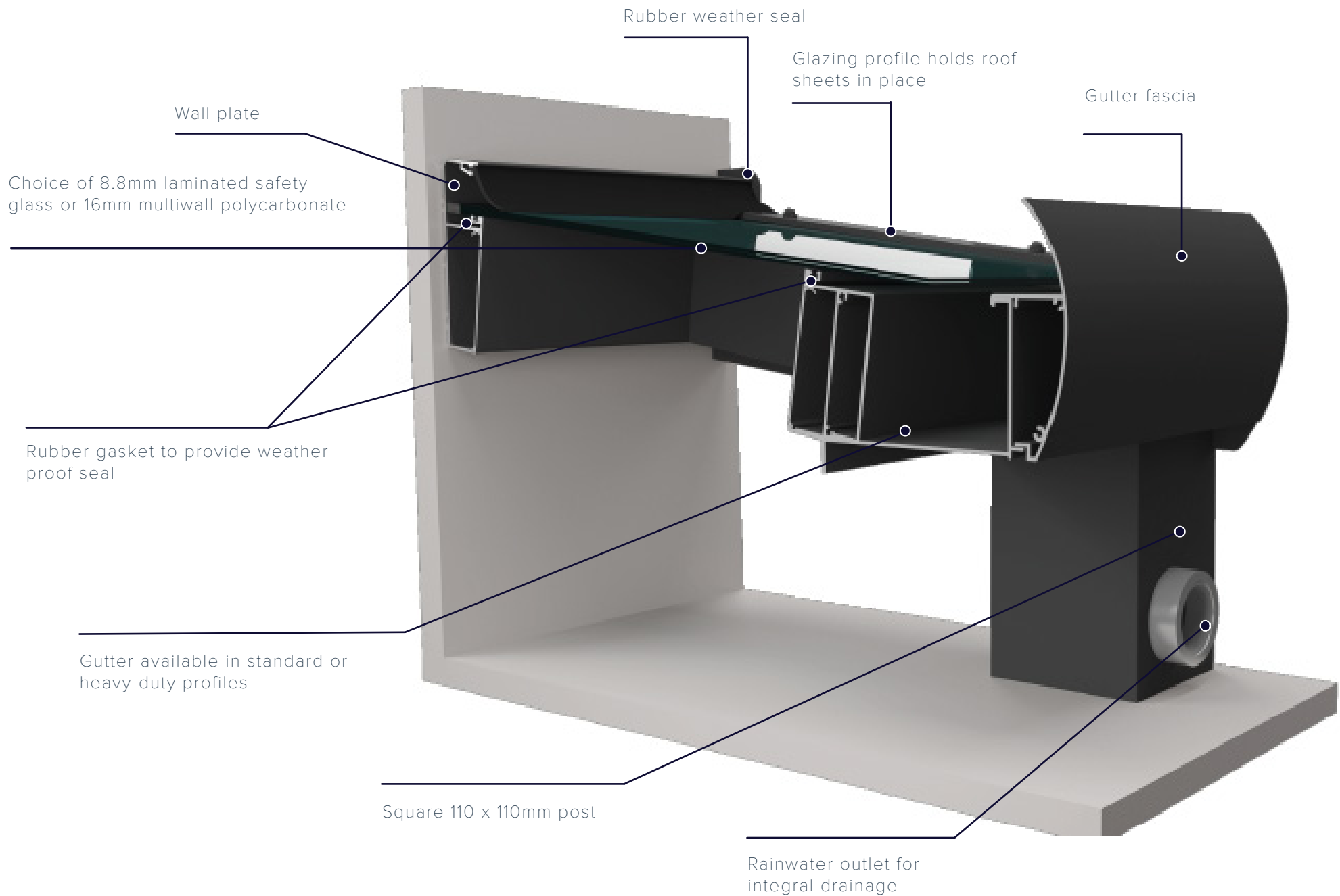
BLUR THE LINE BETWEEN INSIDE & OUT

Blur the line between inside and outside, with a beautiful veranda. Create an entirely new 'zone' for your home and add a new dimension to your lifestyle.

Whether you are looking for more space to entertain or just after a relaxing chill-out retreat for you and your family, a veranda creates a whole new dynamic for you to enjoy.

Your veranda will allow you to forget the weather forecast and enjoy the outdoors for more weeks of the year. Proudly made in the UK to your bespoke requirements and installed by our team of experts.





MADE IN THE UK

Using the best 6063-T6 grade aluminium, our verandas are made in the UK and are accredited to BS EN1090

The ingenious concealed gutter and rainwater down-pipe ensure stunning clean lines and sleek looks. Visible fixings are kept to a minimum, any that can be seen are colour matched to the colour of the veranda.

Available in two popular colours as standard – Anthracite Grey (matt textured) and White (semi-gloss). Other RAL colours are available on request.

A choice of roof options, ensure choice for both finish and cost. Laminated safety glass or multiwall polycarbonate.



CHOOSE A DESIGN THAT SUITS YOUR HOME



Lean-To

Size Parameters:

Length: No maximum length

Projection: 5m (glass roof)), 6m (polycarbonate roof)



Free Standing Mono-Pitch

Size Parameters:

Length: No maximum length

Projection: 5m (glass roof)), 6m (polycarbonate roof)

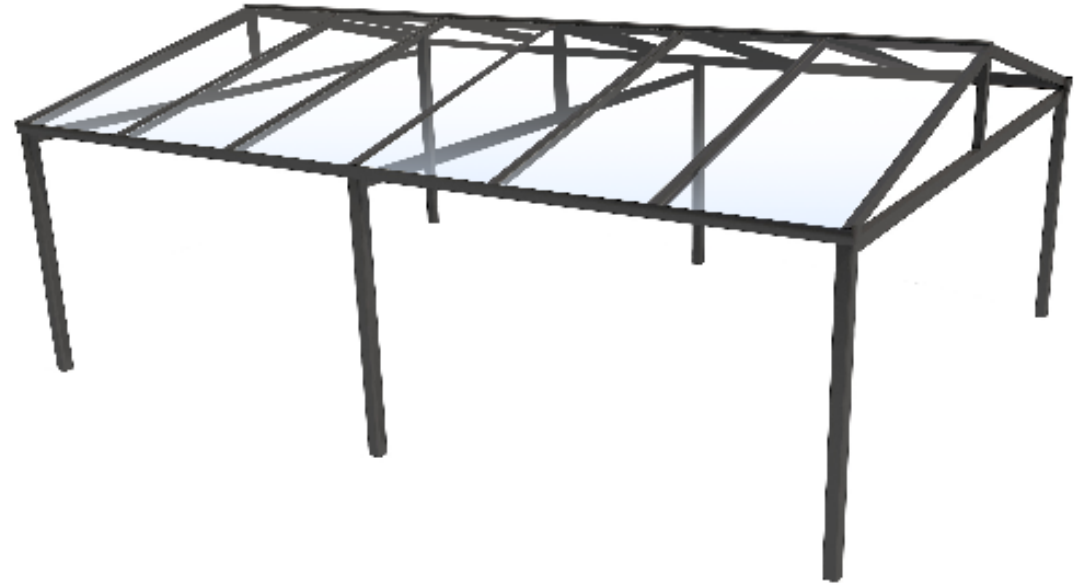


Free Standing Apex Roof

Size Parameters:

Length: No maximum length

Width: 10m (glass roof)), 12m (polycarbonate roof)




Free Standing Saddle Roof

Size Parameters:

Length: No maximum length

Width: 4m (glass roof)), 8m (polycarbonate roof)

CUSTOMISE YOUR VERANDA WITH THESE EXTRAS




Sliding Glass Doors

These can be added to the front and sides to provide increased shelter from wind and cold. Made from 8mm clear toughened glass available with optional locks and draught excluder profiles.

Fixed Infill Panels

A fixed panel to the sides and/or front with glass, polycarbonate or solid aluminium (or a combination) with give permanent protection from the elements, or enhanced privacy.



Blinds and Wind Screens

Manually operated roof blinds in an external grade screen fabric provide protection from heat and glare during the summer months. Manually operated or motorised zip screen blinds can be installed to the sides to reduce exposure to cool breezes or provide privacy.

Lighting

Dimmable, low voltage LED spotlights can be recessed into the roof beams of your veranda. All cables and controls are concealed within the frame of the veranda. Operated effortlessly by a hand held remote control.



QUINTESSENTIALLY BRITISH

Looking for a more traditional style? Look no further. Round posts and a selection of die cast aluminium mouldings create a welcoming finish, and deliver a classic style for your home.

A photograph of a modern two-story brick house. A large, glass-enclosed veranda with a dark frame extends from the ground floor. Inside the veranda, a grey sectional sofa is visible. To the left of the veranda is a large window reflecting the sky and trees. In the foreground, there is a green lawn and a small bush. The sky is blue with some clouds.

WHATEVER THE WEATHER

In summer, our laminated glass roof protects you from 99% of the Sun's UV rays.

In winter, your veranda shelters you from the wind and rain, meaning you can enjoy your outdoor space more frequently.



Roché Systems, Unit 4 - 5 Artillery Business Park, Oswestry
Shropshire, SY11 4AD | 01691 672 465 | hello@rochesystems.com

Follow Us

